



Annual Report | 2023



ACCESS.
INCLUSION.
COMMUNITY.



Contents

Kelly's Korner: A Note From Our Executive Director 1

2023 By the Numbers 2

Community Initiatives 4

Nursing Facility Transition . . 5

Financial Statement. 6

Thank You To Our Donors . . 7

Services Video Story 8

Board of Directors. 8

Statement of Inclusion. 9

Accessibility Statement. . . . 9



“Kelly’s Korner”

A Note From Our Executive Director



Representation matters. As I think back on 2023, I am struck by the reality of some of the strides we have made and it’s because people with disabilities are starting to be seen as a viable and valuable group. We have seen disability become recognized when talking about diversity, equity, and inclusion. We have seen more true disability representation in media and marketing. We have seen small strides made with disability representation on television and screen. We have seen the beginning stages of discussion and planning for equitable air travel.

We know that 1 in 3 families are impacted by disability and 70% of people with disabilities are not born with their disability but rather acquire it later in life due to an accident, illness, or change in health condition. Despite this, we are often overlooked. Employers forget that we have valuable skills to offer. Businesses forget that we have money to spend on their goods and services. Local communities forget that we add value to the tapestry of a true community.

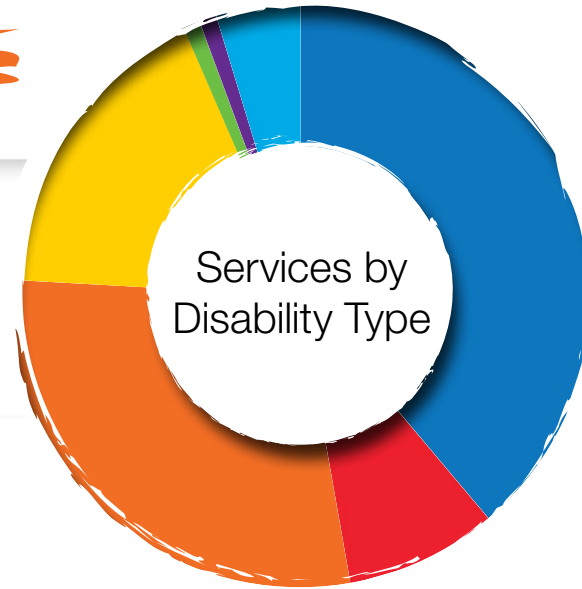
To be represented we also need to represent ourselves and show those around us that we want to be included and considered, and we have something to offer. This past year we did this with a focus on establishing our presence in all 12 of our counties. We attended expos, health fairs, chamber meetings, and offered disability presentations to businesses and community groups. We attended local government meetings to voice our concerns about lack of affordable, accessible housing, and lack of transportation in our rural communities. We met with legislators. We represented the disability perspective through cultural awareness groups. We advocated for increased options for home and community-based services. We advocated for increased wages for direct care workers so people with disabilities can actually take advantage of home and community-based services. The people we support were engaged to help learn self-advocacy skills, tell their stories, and to give back to others by volunteering to assist those in need.

Our work is definitely not done but we continue to be on the right path toward accessible and inclusive communities. Our impact is all made possible by an amazing team of employees, many of whom have disabilities themselves and are representing success through the work they perform every day. We will continue to represent people with disabilities as strong, independent, talented, and dedicated people until disability is seen as an asset rather than a perceived barrier, and we welcome you to join us on the journey.

Kelly Westling
Executive Director

2023 By the Numbers

- Cognitive 39%
- Mental/Emotional 8%
- Physical 29%
- Multiple Disabilities 17%
- Hearing 1%
- Vision 1%
- Other 5%



Provided 4,316 information & referrals services to 1,282 people in our 12-county service area

4,316



2,319



Served 2,319 people

Average 3/4 stars in consumer satisfaction survey

3/4



144



Over 144 community-based living goals were achieved

Over 315 individuals achieved vocational goals

315



199



Assisted 199 individuals to participate in an "on-the-job" experience

Provided ongoing individual services to 1,037 people with disabilities across 12 counties

1,037



Distributed 3,139 children's books featuring disabilities to 79 classrooms & 23 schools

3,139



Engaged in 6,348 community activity hours

6,348



52 people transitioned from institutional settings to community-based living

52

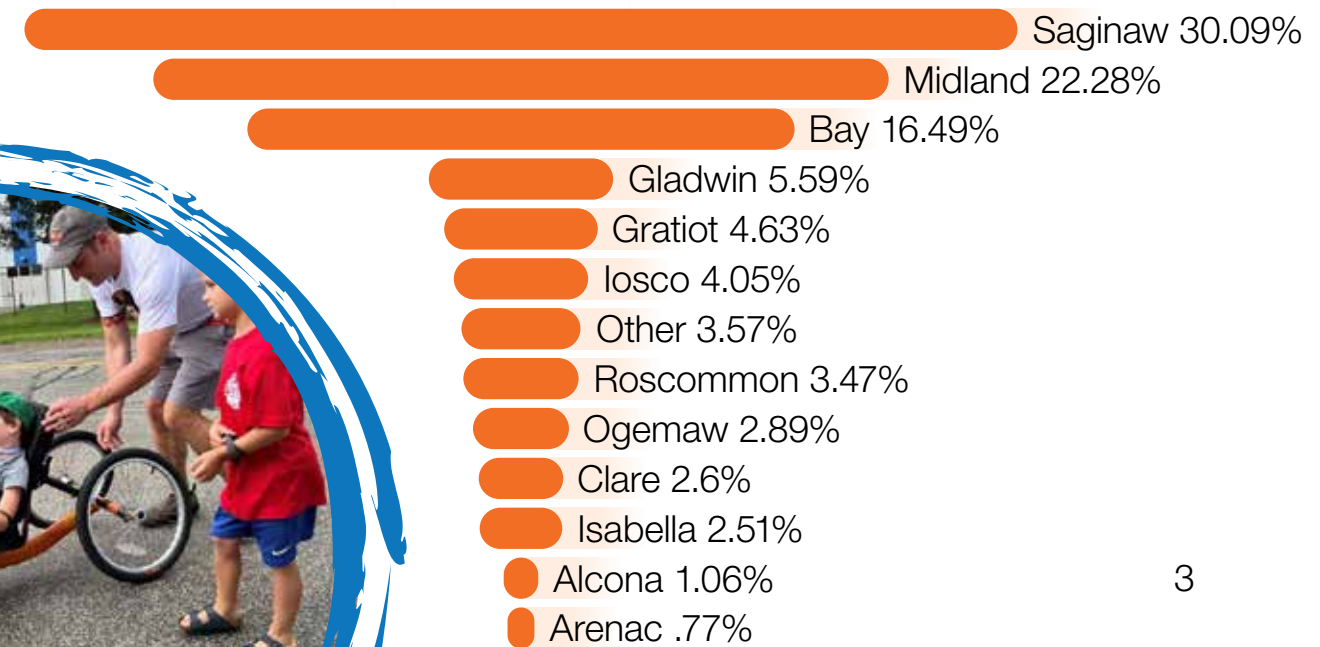


Reached 16,298 people through community outreach activities

16,298



Residents Served By County



Community Initiatives



Aging and Disability Vaccine Collaborative (ADVC)

In 2023, Disability Network Mid-Michigan (DNMM) joined the Aging and Disability Vaccine Collaborative, led by USAging, to launch its “You’ve Got This” initiative with the goal of reaching a million COVID-19/flu vaccinations within 17 months. The aim is to remove common barriers prohibiting people with disabilities, older adults, and vulnerable populations from getting vaccinated by providing local support.

We are offering help scheduling vaccines, transportation to vaccine appointments, access to in-home vaccines or boosters, and companion support during vaccine appointments.


Accessible Restroom Grant

The Midland Area Community Foundation awarded a \$20,000 grant to Disability Network of Mid-Michigan from the Access to Recreation Endowment Fund. DNMM will serve as fiduciary for processing payments for the purchase and/or installation of equipment that provides access to restrooms. The focus is on recreation areas that need equipment to enhance the use of existing restrooms, such as a changing table, Hoyer lift, or toilet safety rails. This grant focuses on the inclusion of people with disabilities in the planning and building of an accessible and welcoming community.

Disability Network Mid-Michigan is committed to increasing accessibility and inclusion throughout Midland County. Many venues cannot be accessed or enjoyed by individuals and/or families if truly accessible restrooms are not available. This grant is a start to increasing the number of restrooms that are available to any user.



Nursing Facility Transition



Lisa, a 64-year-old Saginaw woman, began to notice some health changes. She was having a harder time getting around but kept on working. With a stubborn wound on her leg, routine health checks were important. On a doctor visit in October, her physician insisted that she go to the emergency room. She ended up in the hospital with several infections, one of which was life-threatening, others would leave her health compromised. Her body was shutting down. “I’m just that bull-headed. I didn’t realize that I was that sick.”

Fortunately, the infections subsided; but now the healing had to begin. Lisa was not sure what she was going to do. Her home was not accessible, and she didn’t have the support at home that she needed, as her husband had passed away three years prior. Lisa got connected to Disability Network Mid-Michigan through a social worker at the hospital.

Lisa reflected, “I can’t say enough about Disability Network Mid-Michigan. I didn’t know that you guys did this kind of stuff for people. Life had changed pretty considerably for me. And then, not to know, you know, coming home, how you’re going to be supported. It’s been amazing. It’s been an amazing journey.”

Occupational and Physical Therapists assisted with assessment of Lisa’s home. A ramp was needed for home

access, wider doorways throughout her home to accommodate a rolling walker, a walk-in shower, even a lift chair.

“Shannon was on top of everything! She pushed me to get what I needed. It was just like a whirlwind for me, and I couldn’t believe how sweet and kind everyone was. Always calling me, checking on me, asking how things are going”

Now, her house is accessible, and she can move throughout, where she could not before. She continued working with OT and PT to regain her strength and went back to work in mid-December. “I’m not ready to just give it up and retire; I’m going to work as long as I can. I’m very, very blessed.”

Disability Network Mid-Michigan’s Community Transition Services provides individuals an opportunity to choose community-based living as a viable alternative to nursing facility residency. The program is open to anyone who receives Medicaid. If you know someone interested in living more independently, please contact us today.

Financial Statement

Assets

Current Assets:

	2023	2022
Checking/Savings	\$ 1,657,541	\$ 1,526,193
Accounts Receivable	\$ 520,839	\$ 586,396
Other Current Assets	\$ 26,859	\$ 24,439
Total Current Assets	\$ 2,205,239	\$ 2,137,028
Fixed Assets	\$ 594,822	\$ 281,575
Total Assets	\$ 2,800,061	\$ 2,418,603

Liabilities & Equity:

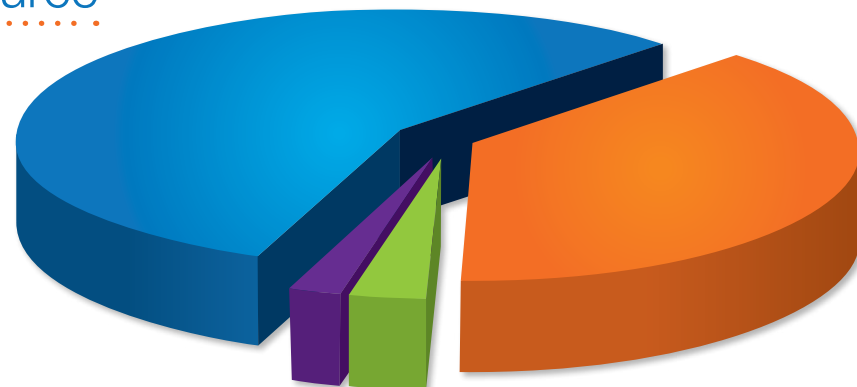
Current Liabilities	\$ 367,782	\$ 308,372
Long-Term Liabilities	\$ 317,019	\$ 0
Total Liabilities	\$ 684,801	\$ 308,372

Equity:

Designated Net Assets	\$ 3,145	\$ 3,145
Temporarily Restricted	\$ 9,092	\$ 9,092
Unrestricted Undesignated	\$ 1,838,434	\$ 1,846,490
Board-designated Operating Reserve	\$ 259,971	\$ 259,971
Net Income	\$ 4,618	-\$ 8,467
Total Equity	\$ 2,115,260	\$ 2,110,231
Total Liabilities & Equity	\$ 2,800,061	\$ 2,418,603

Funding by Revenue Source

- Fee For Service 57%
- Governmental Grants 38%
- Non-Governmental Grants 3%
- Advancement 2%



Thank You To Our Donors


Janet Acheson	Kristen & David Graves	Phyllis, Shay & Mike McGinnis	Brandon Thornton
Melissa Alex	Jessica Gregory	Nena & Mike Meath	Tabbatha & Tim Troy
Kathy Allen	Kevin Griffith	Dorothy Meath	Noel Tyrrell
Laurie & Mike Allison	Jade & Josh Grillo	Jackie & Don Medema	Michelle & Mark Ursuy
Melissa & Joe Amend	Pam & Dan Hall	Jenny & Miranda Medina	Lavona VanFulpen
Deidre & Richard Aranjó	Cynthia & Mike Hays	Bree Melton	Jenee & Chris Velasquez
Sarah Arthur	Marcia Haywood	Matthew Metcalf	Chris Vouaux
Bill Azelton	Marlene Heinz	Emily & Josh Migut	Karen & Greg Walker
Lynn Baker	Jeanenne & Kevin Heye	Abby & Randall Moniz	Jessi & Kevin Warzecha
Laura Biggins	Hill Family	John & Margaret Muste	Lisa & Brandon Wegener
Lori & Joshua Biggs	Jen & Steve Hintz	Richard & Alice O'Donnell	Madelyn Wheeler
Brad Blasy	Kelsey & Cal Hockaday	Josh Obertein	Amanda & Jonathan Wilbur
Donald & Charles Bourcier	Jesi & Mike Huber	Brittney & Eric Olgaard	Nathan Wilds
Latoya Burnside	Tammy Hynes	Michael Olken	Mary & David Williams
Alisha & Luke Bushey	Matt Ivan	Zoe & Elissa Olson	Gar Winslow
Reid Calcott, DDS	Sandie & Dick Ivan	April Parker	Katherine & Joey Winterstein
Heather & Lylene Canfield	Jennifer & Jake Ivan	Alana & Aaron Parsons	Tracy Wissel
Jennifer & Mike Carroll	Jennifer Jarvis	Kelly & Sam PeLong	Marilyn & Gregg Zank
Deb & Brad Cherry	Aimee Johnson	Marybeth Penkala	Jeanne Zielinski
Shannon & Matthew Childs	Kaye-Lani Julien	James Pollack
Rob Clark	Frances & Scott Kangas	Kathy & Mark Pollock	Access Companies
Alex Clark	Suzanne & Jeff Kart	Fran & Dave Ponte	BHS Insurance
Dick & Yvonne Corbat	Patti & Dave Kepler	Dolores Porte	Bierlein Companies
Jean M Cronin	Doug King	Jamie Price-Tober	Dow
Pat Dalton	Sarah & Wes Kohn	Jenny & Mike Radler	DOW DEN
Alexys Daut	Mary Kunz	Amy Rajewski	Eastman Party Store
Tino DeLeon	Brigitte & Joel Landenberger	Michael Rapanos	Fabiano Brothers, Inc.
Jennifer & Jeffrey Dixon	Michelle LeBlanc	Ginny & John Reifel	Gambrell and Associates
Anna Doe	Ken LeCureux	John Sampson	Garber Management Group
Kathleen & Steve Dolan	Jaime & Gary Lefkiades	Charlotte Schafer	Gavin & Associates
Kathleen L Dolan	Diane & Sherman Little	Jessica & Alex Scheffler	Great Hall Banquet & Convention Center
Martha Doring	Steven Locke	Cynthia & Bill Schuette	Great Lakes Loons
Robert Dotson	Brandon Loker	Marlene & John Searles	Horizon Bank
Katie & Davin Erikson	Erin & Kelly Lowe	Dianne Servinski	McCann Property Management
Kathy Erndt	Sarah & John Lucas	Kristi & Justin Siminski	Michigan Sugar Company
Mel & Tom Evans	Jon Lynch	Shannon & Josh Soper	Saginaw Spirit
Joe Fabiano	Peter Manina	Marsha & Jim Stamas	Servinski Sod Service
Diane Rapson Gabil	Megan Marino	Sara & Tony Stamas	Three Rivers Corporation
Heather Gallegos	Scott Marquiss	Nancy Stark	Thumb Bank and Trust
Louis & Chris Galus	Kaci & Jason Marsh	David Starr	United Bay Community Credit Union
Todd Gambrell	Emily Matousek	Debbie Stephens	Wildfire Credit Union
Connie & Michael Gavin	Debi & Bart Maxon	Elizabeth & Jeff Sturm	Yeo & Yeo CPAs
Michael Goad	Kaila & Tom Maxwell	Lara & Brad Sullivan	
Alison & Mark Goethe	Wally Mayton	Mike Swartout	
Courtney & Brad Gomoluch	Tom McCann	Mike Tchang	
	Kathy & Ronald McCreedy	Adam Thiel	

Core Services Video Story



Kelly PeLong

Executive Director
Disability Network Mid-Michigan



Center for Independent Living

As a federally-funded Center for Independent Living (CIL), we work to change societal attitudes about people with disabilities and to provide an environment where everyone, regardless of their abilities, can contribute to their communities based on their interests, skills, and desires.

Scan the QR code to learn about our services.

Board of Directors

President: Mary Kunz – Field Neurosciences Institute

Vice President: Scott Hepinstall – Disability Advocate

Treasurer: Jeffrey Dixon – Huntington National Bank

Secretary: Kellie Courier – Disability Advocate

Past President: Bart Maxon – Dow Retiree & Disability Advocate

Member-At-Large: Brad Gomoluch – Saginaw ISD

Member-At-Large: Katie Erikson – Dow



Statement of Inclusion

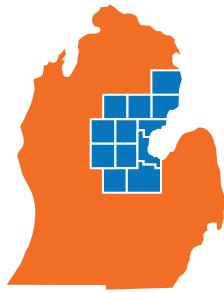
At Disability Network Mid-Michigan (DNMM), inclusion is a universal human right for all people, regardless of race, age, gender, religion, disability, sexual orientation, or any other discernible quality. To be inclusive is to promote a sense of belonging, respect, and value for who you are as a person. It is about equal access and opportunities for everyone. Inclusion is an integral part of our Independent Living philosophy and of our agency's vision of **“Accessible and Inclusive communities that provide opportunities for individual choice.”**

In the twelve counties we serve in mid-Michigan, Disability Network offices have been, and continue to be, places of solace, understanding, and information for all. We are committed to promoting and protecting diversity and inclusion, within our offices, among our community partners, and throughout the 15 Centers for Independent Living in Michigan.

Accessibility Statement

DNMM advocates for the removal of barriers to independence and full inclusion of people with disabilities throughout the mid-Michigan area. DNMM pledges to ensure accessibility. Each year, DNMM conducts a review of its own architectural, environmental, attitudinal, employment, communication, transportation, and other barriers that may exist that prohibit full access to our services.

If you have any issues of concern regarding the accessibility of DNMM services and facilities, we encourage you to share that information with us.



Counties We Serve

Alcona, Arenac, Bay, Clare, Gladwin,
Gratiot, Iosco, Isabella, Midland,
Ogemaw, Roscommon & Saginaw

Disability Network Mid-Michigan locations in YOUR community

525 North State Street
Alma, Michigan 48801

266 Uptown Drive
Bay City, Michigan 48708

490 Industrial Drive
Gladwin, Michigan 48624

1705 South Saginaw Road
Midland, Michigan 48640

1605 Concentric Boulevard
Saginaw, Michigan 48604



989-835-4041 | dnmm.org